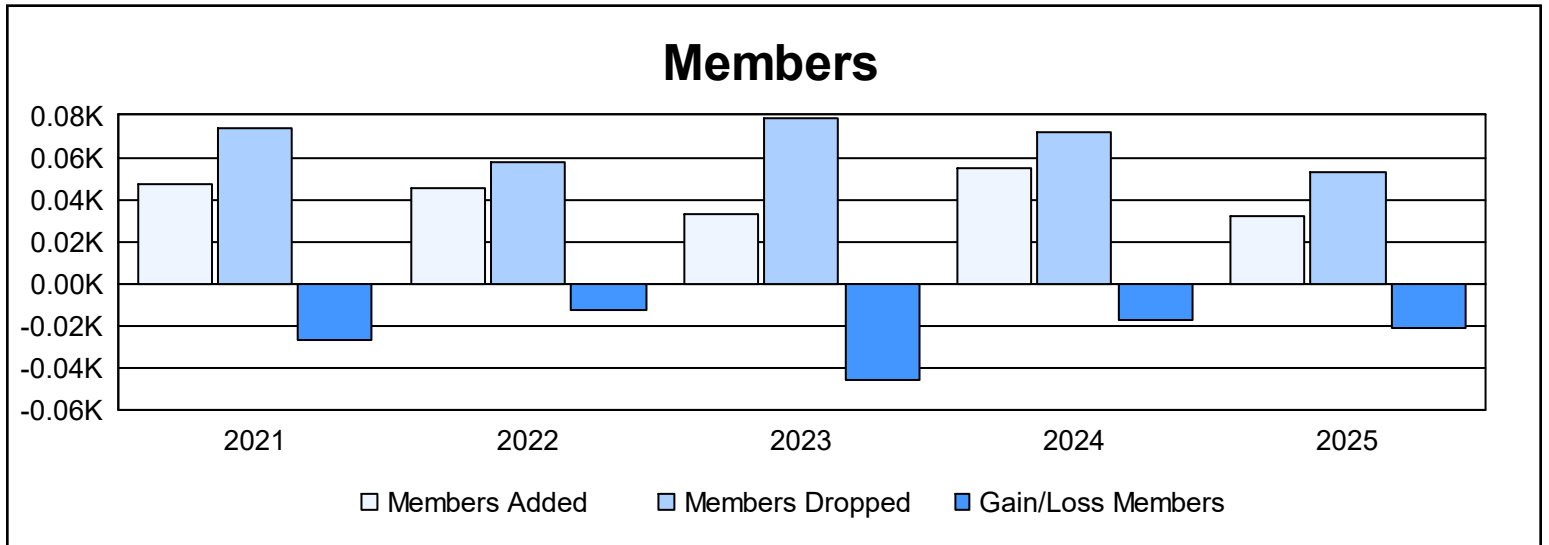
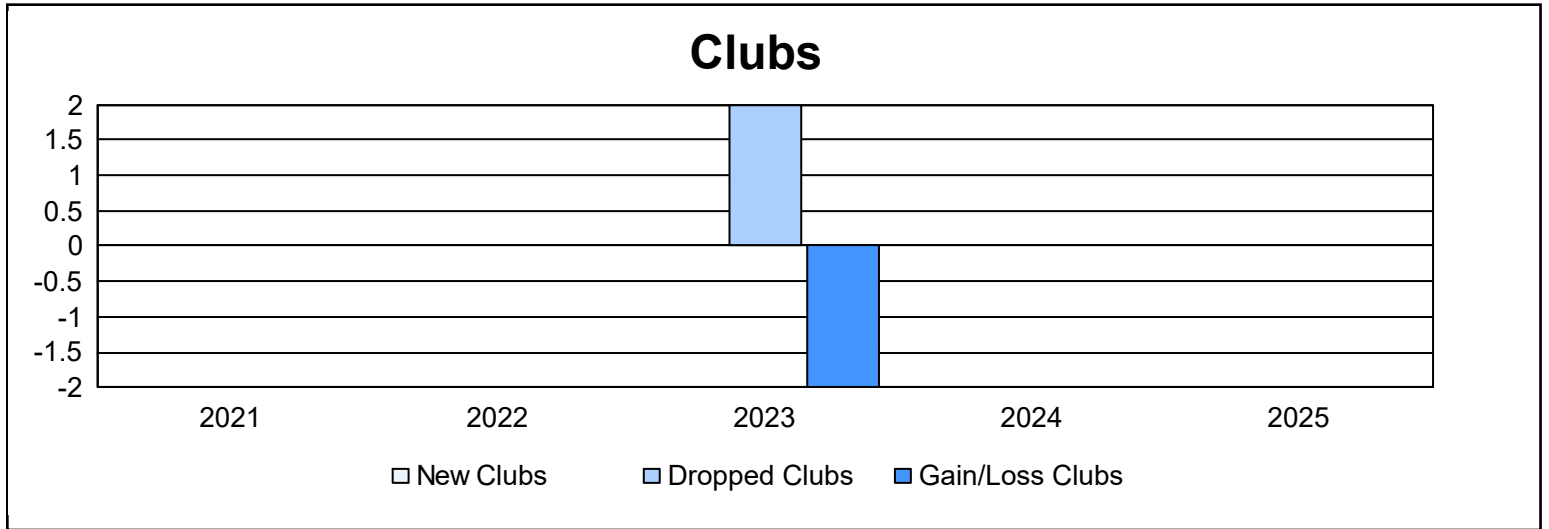
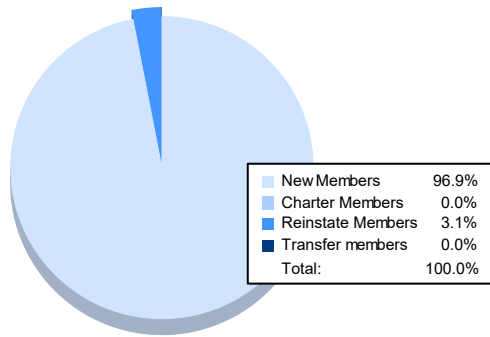


Year	New Clubs	Dropped Clubs	Gain/ Loss Clubs	New Members	Charter Members	Reinstate Members	Transfer Members	Total Member Added	Total Members Dropped	Gain/ Loss Members
2020-2021	0	0	0	43	0	0	4	47	74	-27
2021-2022	0	0	0	44	0	1	0	45	58	-13
2022-2023	0	2	-2	28	0	2	3	33	79	-46
2023-2024	0	0	0	48	0	7	0	55	72	-17
2024-2025				31	0	1	0	32	53	-21
<b>Average</b>	<b>0</b>	<b>1</b>	<b>-1</b>	<b>39</b>	<b>0</b>	<b>2</b>	<b>1</b>	<b>42</b>	<b>67</b>	<b>-25</b>



### Membership Composition June 2025 Cumulative



### Gender Composition June 2025 Cumulative

